


ECHON®
KUMAR ARCH TECH LTD.
F1B, 11A Shubham Complex,
New Fatehpura, Udaipur - 313001, Rajasthan, India

🌐 www.echon.co ✉ info@echon.co

📞 18001806437



VENIYA
— WALL AND CEILING PANELS —



COMPANY OVERVIEW

01

Echon, a brand of Kumar Arch Tech Limited (Formerly known as Kumar Arch Tech Pvt Ltd) is the **largest manufacturer and exporter of PVC blend-based building material products in India.**

02

Our **product range** is classified into three categories, (I) board/sheets and their derivatives such as doors, and wall and ceiling panels, (ii) profiles which comprise of door frames and others, (iii) and signage solutions.

03

Our PVC blend-based building material products are supplied to **residential, commercial and industrial sectors for new construction and renovations**, in domestic and international markets.

04

We have a well-established **global footprint** catering to a network of distributors.

05

We are strategically located in **Udaipur, Rajasthan.**



www.echon.co



MANUFACTURED BY ECHON,
A BUILDING MATERIAL & SIGNAGE BRAND WITH A LEGACY OF
22+ YEARS



DOORS & DOOR FRAMES



BOARDS/SHEETS



WALL & CEILING PANELS



SIGNAGE SOLUTIONS

INTRODUCING



VENYA WALL & CEILING LOUVERS



PAGE NO.: 03 - 60

VENYA ARTIST WALL



COMING SOON

VENYA WALL & CEILING LOUVERS

WHAT ARE VENYA LOUVERS?

ECHON's latest innovation in ceiling and wall paneling. Crafted with the perfect blend of style and functionality, Venya offers a quick and easy way to elevate any space. Whether it's a modern office, a cozy home, a chic restaurant, or any other space, Venya brings a touch of elegance and sophistication to every space with ease.

Venya is Redefining Your Space with Ease

WHY VENYA LOUVERS?

In today's fast-paced world, everyone deserves a space that reflects beauty and comfort without the hassle of lengthy renovations and installations. Venya was created to make the process of transforming your walls and ceilings as effortless and enjoyable as possible.

In a world where time is precious, Venya offers a revolutionary solution for quick and stunning interior transformations. Designed for those who seek beauty without the burden of long and tedious installations, Venya is the ultimate choice for modern spaces.

Fast-Track Your Interior Dream

HOW DO VENYA LOUVERS WORK?

Venya is designed for simple, efficient & hassle-free installation, allowing you to transform your interiors in no time. With its user-friendly features, you can achieve a flawless finish without the need for extensive tools or expertise. Venya's panels are lightweight yet durable, ensuring long-lasting beauty with minimal maintenance.

Instant Impact, Lasting Impressions

VENYA WALL & CEILING LOUVERS

CLAD ME
EASILY,
FOR I'M LIGHT.

CLAD ME
FOREVER,
FOR I'M DURABLE.



QUADRUPLE-PROOF PRODUCT



STAIN
RESISTANT



SCRATCH
RESISTANT



WATER
PROOF



TERMITE
PROOF

Engineered with '**Rapid-Clad**' interlocking technology
for hassle-free direct application.

APPLICATIONS

RESIDENTIAL

INDUSTRIAL

RESTAURANTS

RETAIL

HOSPITALS

HOTELS





15+ DESIGNS
Average of 7 COLORS/WOOD-FINISH/
OTHER FINISHES in EACH DESIGN

100+ SKUs

JUST FOR YOU

Architects | Interior Designers | Builders | Contractors |
Carpenters | Fabricators | Homeowners | Retailers And
Other End Users

OUR RANGE OF VENYA WALL AND CEILING LOUVERS



Barn




Beam



Classic




Diamond



Parallel



Plateau



Rain



River



Dune



Flute



Kelu



Loop



Surf








Tide



Wade



BARN




PRODUCT WIDTH 345mm


VISIBLE WIDTH 305mm




BEAM



GOLDEN OAK




CHARLIE TIMBER



HAZEL BEIGE



BLANKET GREY



WARM PEACH



PRODUCT WIDTH 292mm


VISIBLE WIDTH 260mm




CLASSIC



BURMA TEAK



COCO TEAK




FOREST WALNUT



LUSH GREY



IMPERIO OAK



ESTELLE COPPER



CINNAMON RUST


INTERIOR & EXTERIOR



EARTHY PINE



SMOKEY PINE



TERRA WALNUT



PRODUCT WIDTH 266mm

VISIBLE WIDTH 225mm



DIAMOND



CHARLIE TIMBER



FOREST WALNUT



HAZEL BEIGE



IMPERIO OAK



WHEAT




ESTELLE COPPER



PRODUCT WIDTH 335mm

VISIBLE WIDTH 305mm


DUNE




CHOCOLATE
WALNUT




PRISTINE PINE



EMERGE
MAROON




ASTRID GOLD




PEARL WHITE



SEAFOAM
GREEN



TURK BLUE



UMBER



PRODUCT WIDTH 292mm


VISIBLE WIDTH 280mm




FLUTE



BURMA TEAK



COCO TEAK




FOREST WALNUT



PRISTINE PINE



UMBER



CINNAMON RUST



WARM PEACH




PRODUCT WIDTH 233mm


VISIBLE WIDTH 200mm



KELU



INTERIOR & EXTERIOR






PRODUCT WIDTH 281mm

VISIBLE WIDTH 245mm









LOOP



PRODUCT WIDTH 247mm

VISIBLE WIDTH 218mm

PARALLEL







PRODUCT WIDTH 331mm

VISIBLE WIDTH 300mm



PLATEAU




PRODUCT WIDTH 260mm


VISIBLE WIDTH 227mm



RAIN




BURMA TEAK




COCO TEAK



BLANKET GREY



TURK BLUE



WHEAT



PRODUCT WIDTH 277mm

VISIBLE WIDTH 244mm


RIVER



BURMA TEAK



PRISTINE PINE




WHITE VALLEY CEDAR



SEAFOAM GREEN



WARM PEACH



WHEAT







PASHMINA WHITE



PRODUCT WIDTH 275mm

VISIBLE WIDTH 259mm


SURF




PRODUCT WIDTH 333mm

VISIBLE WIDTH 305mm

TIDE



CHARLIE
TIMBER



FOREST
WALNUT




WHITE VALLEY
CEDAR



HAZEL BEIGE



LUNA SILVER



ASTRID GOLD



WARM PEACH



PEARL WHITE




PRODUCT WIDTH 322mm

VISIBLE WIDTH 277mm


WADE




WHITE VALLEY
CEDAR



FOREST
WALNUT



FRENCH NUT




LUSH GREY



MAGNOLIA
WHITE




PEARL WHITE




UMBER


INTERIOR & EXTERIOR



EARTHY PINE



SMOKEY PINE



TERRA WALNUT



PRODUCT WIDTH 312mm

VISIBLE WIDTH 274mm



UNLOCK ENDLESS POSSIBILITIES IN YOUR SPACE


with Venya louvers, you can design freely by arranging it **horizontally** for a wider spread or **vertically** to maximize height. The choice is yours!



CHOOSE FROM A WIDE RANGE OF **COLOURS AND FINISHES,**

including wood, metallic, and more to
perfectly complement the style and
palette of your space.

MIX AND MATCH
TO CREATE YOUR
OWN MAGIC




**SAME DESIGN,
DIFFERENT COLOUR/FINISH**



**DIFFERENT
DESIGN**

**SAME
COLOUR/FINISH**



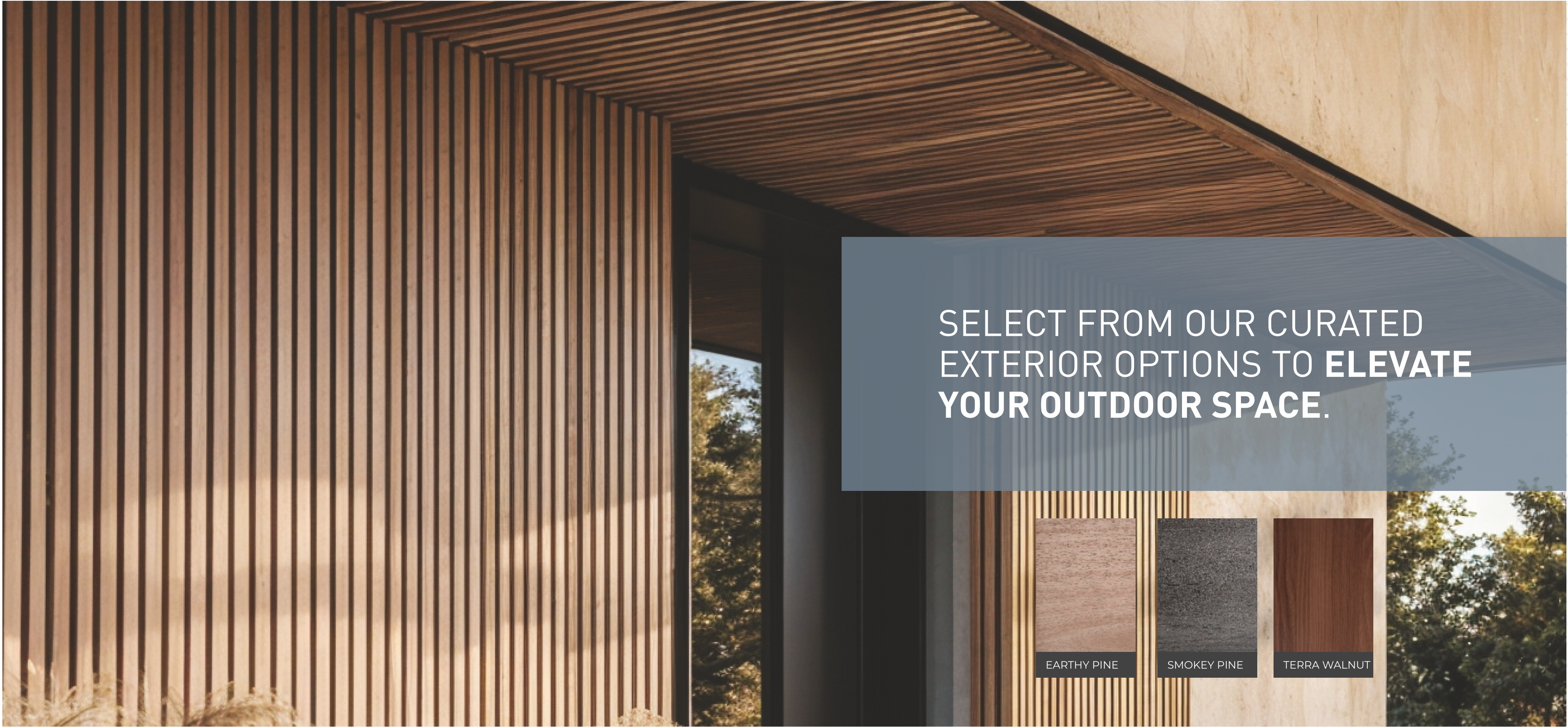
**DIFFERENT DESIGN,
DIFFERENT COLOR**



CREATE A WARM AND INVITING
SPACE BY USING THE SAME
VENYA PANELS ON **BOTH**
THE CEILING AND WALLS.



THE FLEXIBILITY OF THESE
PANELS, LETS YOU COVER
CURVED SECTIONS AS WELL.




SELECT FROM OUR CURATED
EXTERIOR OPTIONS TO **ELEVATE
YOUR OUTDOOR SPACE.**



EARTHY PINE



SMOKEY PINE



TERRA WALNUT

COMPLIMENT VENYA LOUVERS WITH **VENYA ARTIST WALL**

Venya Louvers


Venya Artist Wall

Venya Louvers


Venya Artist Wall




1. Place the Venya Louver on the wall or ceiling



2. Secure it using screws in the provided holes



3. Take the second louver and interlock it with the first using 'Rapid-Clad' interlocking technology



4. Continue following the steps without any hassle until the installation is complete

HASSLE-FREE DIRECT APPLICATION
WITH 'RAPID-CLAD' INTERLOCKING
TECHNOLOGY.

VENYA LOUVERS PRODUCT SPECIFICATION



SHADES	TYPE	INTERIOR / EXTERIOR	Page No.
ASTRID GOLD (M)	DUNE, SURF, TIDE	INTERIOR	19, 35, 37
BLANKET GREY (FF)	BEAM, RAIN	INTERIOR	13, 31
BURMA TEAK (WF)	CLASSIC, FLUTE, KELU, RAIN, RIVER	INTERIOR	15, 21, 23, 31, 33
CHARLIE TIMBER (WF)	BARN, BEAM, DIAMOND, PARALLEL, PLATEAU, TIDE	INTERIOR	11, 13, 17, 27, 29, 37
CHOCOLATE WALNUT (WF)	BARN, DUNE, PARALLEL, PLATEAU, SURF	INTERIOR	11, 19, 27, 29, 35
CINNAMON RUST (SC)	CLASSIC, FLUTE, KELU	INTERIOR	15, 21, 23
COCO TEAK (WF)	CLASSIC, FLUTE, KELU, RAIN	INTERIOR	15, 21, 23, 31
EMERGE MAROON (M)	DUNE, LOOP	INTERIOR	19, 25
ESTELLE COPPER (M)	CLASSIC, DIAMOND	INTERIOR	15, 17
FOREST WALNUT (WF)	CLASSIC, DIAMOND, FLUTE, TIDE, WADE	INTERIOR	15, 17, 21, 37, 39
FRENCH NUT (WF)	KELU, LOOP, PARALLEL, SURF, WADE	INTERIOR	23, 25, 27, 35, 39
GOLDEN OAK (WF)	BEAM	INTERIOR	13
HAZEL BEIGE (RF)	BARN, BEAM, DIAMOND, TIDE	INTERIOR	11, 13, 17, 37
IMPERIO OAK (WF)	BARN, CLASSIC, DIAMOND, KELU, LOOP, PARALLEL	INTERIOR	11, 15, 17, 23, 25, 27
LUNA SILVER (M)	PARALLEL, TIDE	INTERIOR	27, 37

RF = RUSTIC FINISH | WF = WOOD FINISH | SC = SOLID COLOR | M = METALLIC | MF = MARBLE FINISH | FF = FABRIC FINISH

SHADES	TYPE	INTERIOR / EXTERIOR	Page No.
LUSH GREY (WF)	CLASSIC, PLATEAU, WADE	INTERIOR	15, 29, 39
MAGNOLIA WHITE (MF)	KELU, WADE	INTERIOR	23, 39
PASHMINA WHITE (FF)	LOOP, RIVER	INTERIOR	25, 33
PEARL WHITE (SC)	DUNE, LOOP, PLATEAU, TIDE, WADE	INTERIOR	19, 25, 29, 37, 39
PRISTINE PINE (WF)	DUNE, FLUTE, PLATEAU, RIVER, SURF	INTERIOR	19, 21, 29, 33, 35
SEAFOAM GREEN (SC)	DUNE, PLATEAU, RIVER, SURF	INTERIOR	19, 29, 33, 35
TURK BLUE (SC)	DUNE, LOOP, PLATEAU, RAIN	INTERIOR	19, 25, 29, 31
UMBER (SC)	DUNE, FLUTE, LOOP, WADE	INTERIOR	19, 21, 25, 39
WARM PEACH (SC)	BEAM, FLUTE, RIVER, TIDE	INTERIOR	13, 21, 33, 37
WHEAT (SC)	BARN, DIAMOND, LOOP, PARALLEL, RAIN, RIVER	INTERIOR	13, 17, 25, 27, 31, 33
WHITE VALLEY CEDAR (WF)	RIVER, TIDE, WADE	INTERIOR	33, 37, 39
EARTHY PINE (WF)	CLASSIC, KELU, WADE	EXTERIOR / INTERIOR	15, 23, 39
SMOKEY PINE (WF)	CLASSIC, KELU, WADE	EXTERIOR / INTERIOR	15, 23, 39
TERRA WALNUT (WF)	CLASSIC, KELU, WADE	EXTERIOR / INTERIOR	15, 23, 39

ACCESSORIES AVAILABLE



J TRIM

For framing all four sides of Venya & Also for smooth transition from wall to ceiling.



H TRIM/T TRIM

Used when we use two panels on length.



OUTSIDE CORNER

Used when Pillar comes in between the wall

TECHNICAL DATA

Thickness	1.2 mm
Impact Resistance	No deformation observed. (Tested at 50 LBS)
Flammability at 1.0 mm thickness	V-0
Tensile strength at yield MPA	30.17
Tensile Modulus MPA	975.8
Surface Distortion	None at 120F
Low Brittleness Temperature at (-)20 °C	No failure was observed
Visual observation after heat ageing at 50 °C for 30 minute	No color change was observed
Lead Content	Nil