



WELCOME TO

Safestrong Doors & Frames

Our solid doors and frames bring together precision engineering and refined aesthetics. Built from high-quality materials to meet international standards, our products deliver lasting durability and a timeless finish that elevates both residential and commercial spaces.



WHY CHOOSE ECHON?



Lead Free



VOC Compliant



RoHS Certified



REACH Certified



Formaldehyde Emission Free

CADMIUM FREE

▶ Experience to Expertise



With 25+ years of manufacturing experience, we have knowledge & expertise to deliver superior quality, driven by our highly experienced leadership team.

▶ Made in India, Sold to the World



We leverage our extensive global presence to uphold & deliver international quality standards.

▶ Manufacturing for Every Need



Our expertise combined with expansive production capacity sets us apart as the only key branded player that offers widest range of building & signage products for both interior & exterior.



BOARDS | DOORS & FRAMES | WALL & CEILING PANELS
LAMINATES | FLOORING | SIGNAGE SOLUTIONS &
MANY MORE

SOLID PLAIN



SOLID WOOD-FINISH



Whether your style is modern minimalism or classic elegance,
**Our range offers versatile solutions
tailored to your vision**

SOLID DECORA



WOOD-FINISH DECORA



MINIMAL
CONTRACTION
AND EXPANSION



FIRE
RETARDANT



WATER
PROOF



EASY
INSTALLATION



TERMITE
PROOF



STRONG
AND SAFE

Solid Plain

Crafted from a single Echon board. Clean, strong, and built for dependable everyday performance.

Solid Wood-Finish

A solid core enhanced with a premium wood-finish. Bringing together natural aesthetics and long-lasting durability.





Solid Decora

Premium panel designs with rich textures in solid colors. Timeless styling, engineered with solid strength.

Wood-Finish Decora

Our most premium offering. High-end wood-finish paired with elegant panel designs—crafted to make a lasting impression.

DECORA DESIGNS

CASA



TUDOR



CLASSIC



MUGHAL



Echon Door Frames

Sturdy, reliable, and engineered to seamlessly complement our door.

▶ Solid Door Frame

High-strength frames designed for durability, low maintenance, and quick installation—built to perform for years.

Best paired with: Solid Plain and Solid Decora Doors

▶ Solid Wood-Finish Door Frame

Finish Door Frame - A solid core finished with rich wood-grain laminates—bringing the warmth of wood with lasting performance.

Best paired with: Solid Wood-Finish and Wood-Finish Decora Doors



Door Size Chart

Length (Inch)	72, 75, 78, 81, 84
Width (Inch)	24, 27, 30, 33, 36, 39
Thickness (mm)	24, 28, 30, 35

MOQ applicable for any customisation in colour, size and thickness.

Door-Frame Size Chart

3" x 2" SR	4" x 2" SR	4" x 2.5" SR
5" x 2.5" SR	5" x 2.5" SR	6" x 2.5" SR


SR: Single Rebate, DR: Double Rebate | Frame length available: 84" & 120"
MOQ applicable for any customisation in colour, size and thickness.

ADD-ONS CHOOSE WHAT YOU LIKE


STANDARD COLOURS



Ivory



Brown



Teak

PREMIUM WOOD-FINISH



Oak Wood




African Wood



Cedar Wood



Alder Wood



Ash Wood



Bamboo Wood



Safestrong VS Traditional Material Doors

FEATURES	SAFESTRONG DOOR	WOODEN DOOR	PLY DOOR	MD DOOR	FLUSH DOORS
Moisture Resistance	Waterproof	Poor	Moderate Needs Treatment	Poor	Treated Variants Only
Durability	Very High – Long Lasting	High – Needs Care	Medium – Can Delaminate	Low – Prone to Damage	Medium Lifespan
Termite Resistance	Termite-proof	No – At Risk	Needs Chemical Treatment	No – Vulnerable	Varies by Core Material
Fire Retardant	Self Extinguishable	Highly Flammable	Depends on Variant	Flammable	Some Fire-retardant Types
Screw Holding Strength	Excellent – Solid & Secure	Excellent	Moderate	Weak – Crumbles	Moderate
Maintenance	Very Low – Wipe Clean	High – Needs Polishing	Moderate	Moderate	Moderate
Mould & Mildew Resistance	Excellent – No Absorption	Poor	Moderate	Poor	Treated Variant Only
Splitting / Cracking	No Splitting or Warping	Can Crack/Split	Possible at Edges	Cracks Under Pressure	May Shrink Over Time
Thermal Insulation	Excellent	Moderate	Moderate	Poor	Moderate
Electrical Insulation	Non-conductive	Conducts When Moist	Depends on Materials	Low Resistance	Depends on Core
Lead-Free	100% Lead-free	Depends on Finishes	Varies by Adhesive Used	Often Not Lead-free	Not Guaranteed
Installation	Quick – Factory Finished	Slower – On-site Work	Moderate	Moderate	Moderate
Cost	Budget-friendly + Long-term Value	High Cost + High Maintenance	Affordable + Higher Maintenance	Low Cost – Poor Performance	Economical + Short Life & Few Features

Engineered for Excellence



WATER PROOF

Ideal for moisture prone areas



DURABLE & LONG LASTING

Withstands constant use and daily wear



PRIVACY ASSURED

Solid core for better privacy and peace



SECURE BY DESIGN

Strong, reliable and built with intelligent design



EFFORTLESS MAINTENANCE

No warping, rotting or painting required. Just wipe clean & it looks new

BATHROOM

Excellent in moisture prone environments



DESIGNED FOR Every Space that Matters

OFFICE

Built for high traffic
and daily use



ROOM

Privacy you need,
comfort you deserve



COMMERCIAL

Strong, secure doors
for safety & protection



WATERPROOF. DURABLE. SECURE. MADE FOR MODERN SPACES.

FREQUENTLY ASKED

QUESTIONS

▶ Are Echon doors & frames strong enough for daily use?

Yes. Engineered with a solid core composition, they offer excellent durability for both residential and commercial applications.

▶ Are they resistant to water, moisture, and weather changes?

Yes. Unlike traditional wooden doors, they are highly water-resistant and remain dimensionally stable even in humid or changing weather conditions. They resist warping, swelling, cracking, and moisture damage, making them ideal for bathrooms, kitchens, and other wet areas.

▶ Do they require maintenance, polishing, or repainting?

No. They are maintenance-free and do not require polishing or repainting. Simply clean with a damp cloth and mild soap to keep them looking new. The doors & frames remain durable, vibrant, and easy to maintain for years with minimal effort.

▶ What type of hinges and screws are recommended?

We recommend using high-quality stainless steel (SS) butt or ball-bearing hinges with star-head screws for strong grip and smooth, long-lasting performance. Avoid using local wire nails.

▶ How many hinges should be used?

We prefer using at least 3 hinges to ensure better stability, smooth operation, and long-term durability.

▶ What type of locks can be used?

Echon doors support standard cylindrical, mortise, and digital locks. The high-density material securely holds the locking system without the risk of splitting. However, we prefer using door thickness of 30 mm or more and recommend taking proper advice from your experienced carpenter before installation.

▶ How can screw holes on the door frame be concealed?

Screw holes can be neatly concealed using matching screw caps for a clean and premium finish.

▶ Do they require specialized tools or complicated installation?

No. They are ready-to-install products that can be easily cut, drilled, and fixed using standard tool kits like hand saws, power drills, and measuring tapes, making installation simple and carpenter-friendly.

▶ How do they compare to wooden doors & frames?

They eliminate common wood problems like termites, moisture damage, warping, and regular maintenance while offering a durable, refined, and long-lasting finish.

▶ Is it a sustainable choice?

Yes. Our products are a smarter alternative that helps conserve natural resources. They are manufactured to meet global standards, are free from harmful substances like lead and cadmium.

▶ Do they suit modern interiors?

Yes. Available in multiple finishes and designs, Echon doors & frames complement both modern and classic interior styles perfectly.

Disclaimer: Product performance may vary depending on installation, site conditions, and usage. Always consult your experienced carpenter before installation. Specifications, designs, and finishes are subject to change without prior notice, and actual products may vary from images shown.

TIME
EARNED
MATTERS.



SCAN FOR
INSTALLATION VIDEO



ECHON[®] INDoor


Door to Floor Solutions

ECHON – Kumar Arch Tech Limited

Corporate Office: F1B, 11A, Shubham Complex,
New Fatehpura, Udaipur, Rajasthan-313001

 www.echon.co

 contact@echon.co

 1800 180 6437

Images shown are for illustrative purposes only. Actual product appearance, color, texture, and finish may vary.